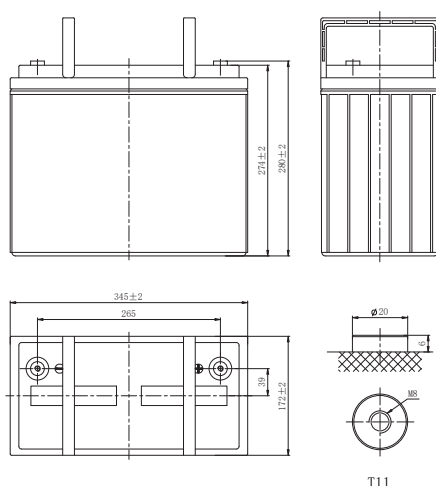


# KBL121400 12V 140Ah



## Characteristics

Item	Specifications	
Rated Voltage	12V	
Nominal Capacity (25 )	C <sub>10</sub> : 1.80V/cell	140Ah
Dimension	Length	345mm (13.6inches)
	Width	172mm (6.77inches)
	Container Height	274mm (10.8inches)
	Total Height	280mm (11.0inches)
Approx Weight	42.1kg (92.8lbs)	
Terminal	T11(M8)	
Container Material	ABS (UL94 HB or V-0 optional)	
Short-circuit current	2800A	
Internal Resistance (25 )	Approx 4.5 mΩ (Fully charged)	
Operating Temp. Range	Discharge	-15~50°C (5~122°F)
	Charge	-20~40°C (-4~104°F)
	Storage	-15~40°C (5~104°F)
Nominal Operating Temp. Range	25±3°C (77±5°F)	
Max. Charging Current (25 )	0.3C	
Charge voltage (25 )	Standby Use	Cycle Use
	2.25-2.30V/cell	2.35-2.40V/cell
Temp. Coefficient	-3mV/cell/°C	
	40 (104°F)	103%
Effect of temp. to Capacity	25 (77°F)	100%
	0 (32°F)	86%
	≤3% per month at 25°C (77°F). LP series batteries may be stored up to 6 months at 25°C (77°F) and then a freshening charge is required. For higher temperatures the time interval will be shorter.	
Self Discharge		

## Discharge Table

Constant Current Discharge (Amperes) at 25°C (77°F)																
F.V/Time	5min	10min	15min	20min	30min	45min	1h	1.5h	2h	3h	4h	5h	6h	8h	10h	20h
1.85V/cell	279.8	198.9	172.5	135.6	123.7	90.5	76.6	55.5	46.7	34.3	26.9	23.3	20.6	15.8	13.1	6.95
1.80V/cell	318.2	225.8	195.4	153.3	134.7	95.9	79.4	57.4	48.2	37.2	28.7	24.5	22.1	16.6	14.0	7.20
1.75V/cell	345.6	244.9	211.6	165.5	137.5	99.3	83.3	60.4	50.8	37.9	29.2	25.0	22.3	16.7	14.1	7.28
1.70V/cell	369.4	261.1	224.7	175.5	140.2	101.3	85.0	61.6	51.8	38.6	29.7	25.4	22.4	17.0	14.2	7.35
1.67V/cell	382.3	269.3	231.3	180.3	142.3	102.8	86.2	62.5	52.5	39.0	30.2	25.9	22.5	17.2	14.3	7.44
1.60V/cell	395.9	278.6	238.4	184.9	144.3	104.3	87.5	63.4	53.3	39.4	30.6	26.3	22.6	17.4	14.4	7.53
Constant Power Discharge (Watts/cell) at 25°C (77°F)																
F.V/Time	5min	10min	15min	20min	30min	45min	1h	1.5h	2h	3h	4h	5h	6h	8h	10h	20h
1.85V/cell	511.8	366.6	319.9	252.7	236.5	174.0	148.3	107.7	90.8	67.0	52.7	45.9	40.6	31.4	26.1	13.8
1.80V/cell	572.5	410.1	357.8	282.7	255.4	183.1	152.7	110.8	93.4	72.3	56.1	48.1	43.5	32.9	27.2	14.3
1.75V/cell	611.0	437.7	381.9	301.7	258.6	188.6	159.5	116.0	97.9	73.5	56.9	48.8	43.7	33.0	27.5	14.4
1.70V/cell	642.4	460.1	401.5	317.2	261.6	191.1	161.9	117.8	99.4	74.7	57.7	49.5	43.8	33.5	27.7	14.6
1.67V/cell	652.8	467.6	408.0	322.3	263.5	192.8	163.3	118.9	100.5	75.1	58.4	50.3	43.9	33.9	28.0	14.7
1.60V/cell	662.0	474.1	413.7	326.8	264.6	193.7	164.5	119.9	101.3	75.4	58.8	50.8	44.1	34.2	28.3	14.9

## Applications

- All purpose
- Uninterruptable Power Supply (UPS)
- Electric Power System (EPS)
- Emergency backup power supply
- Alarm and security system
- Communication power supply
- DC power supply
- Auto control system

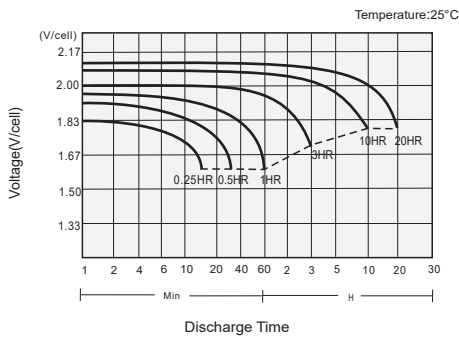
## General Features

- 10 years design life (25°C)
- Lead calcium alloy, sealed design, no watering required
- Puncture resistant micro-porous glass mat separators extend life
- Unique technology optimizes power capacity, cell consistency, and long-term reliability
- Designed for a wide range of applications

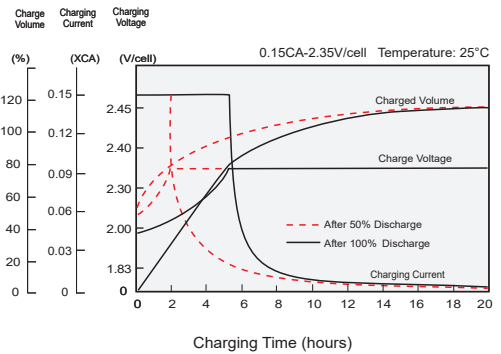
## Standards

- Compliance with IEC 60896 standards, EU Battery Directive
- UL, CE Approved
- Manufactured in Leoch@IATF 16949, ISO 45001, ISO 9001 and ISO 14001 certified production facilities

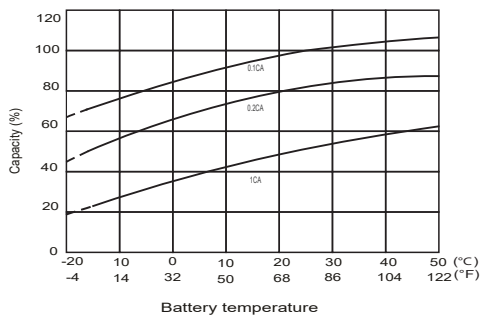
### Discharge Characteristics



### Charging Characteristics



### Effects of Temperature on Capacity



### Self Discharge Characteristics

